

Digital Denture Workflows

CUD
CLD Patient has usable denture with little undercuts



Scan wash impression in current denture



3D printed denture try in



Final denture insert

CUD
CLD Patient has usable denture but may need to be adjusted for trays



Scan copy denture



Wash impressions in 3D printed copy denture



3D printed denture try-in

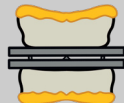


Final denture insert

CUD
CLD Patient is edentulous with no usable denture (option 1)



Prelim upper and lower impressions and triple tray bite



Wash impressions and final bite in Gnathometer



3D printed denture try-in

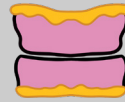


Final denture insert

CUD
CLD Patient is edentulous with no usable denture (option 2)



Prelim upper and lower impressions



Wash impressions and final bite in custom tray with bite rim



3D printed denture try-in

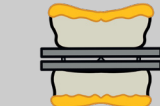


Final denture insert

CUD
CLD Patient is edentulous with no usable denture (option 3)



IOS edentulous scan



Wash imp and final bite in Gnathometer

OR



Wash imp and final bite in printed try-in



3D printed denture try-in



Final denture insert

Immediate

Patient has remaining teeth for immediate denture



IOS edentulous scan



Final denture insert

Wiand is Your Digital Partner!

We are currently accepting scans for all major systems. Call for support anytime.